



LIQUID TURBINE FLOWMETER YHLW



Maxonic 1715



YHLW-Y

304 2Cr13



f

Q

$$Q = 3600 \times \frac{f}{k}$$

f— [Hz]

k— [1/m³]

Q— [m³/h]

3600—



IP68

CFD

4~20Ma

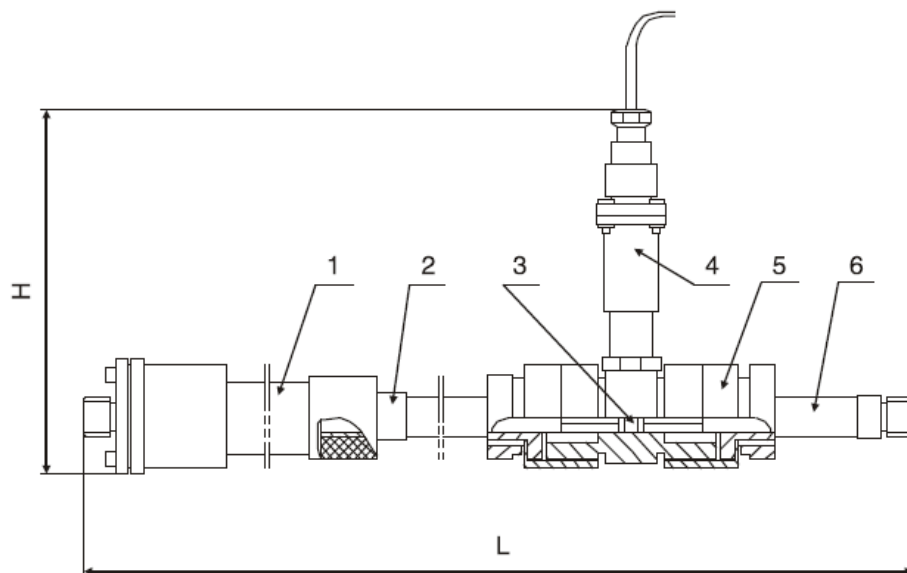
RS485

3.6V

24VDC

	DN4~DN200
	1.0 0.5 0.2
	20 1
	DN4~DN50 2.5Mpa 6.3MPa DN4~DN50 1.6MPa 6.3MPa 1.0MPa
	-20~80 -20~120
	-40~60 () -20~40 T6 5%~95%
	3.6V 20uA 3
	24VDC 1W
	4~20mA() 4~20mA()
	RS485 HRAT(PLC DCS)
	IP65 IP66/IP67 IP68
	Exd CT6Gb



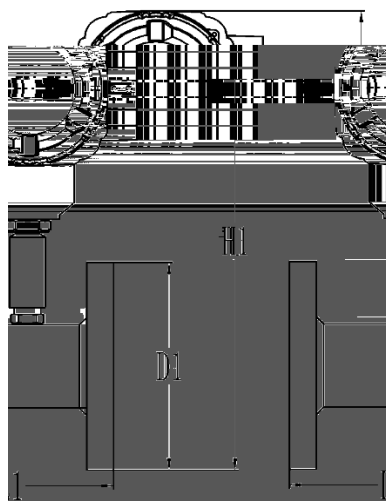


1.过滤器 2.前直管段 3.叶轮 4.前置放大器 5.壳体 6.后直管段

1

2

3 4 1 2 3



2

1

2 3 4

DN4	DN15 95	295±10 230	65	4-Ø14	272	233
DN6	DN15 95	295±10 230	65	4-Ø14	272	233
DN10	DN15 95	415±10 350	65	4-Ø14	272	233
DN12	DN15 95	415±10 350	65	4-Ø14	272	233
DN15	95	75	65	4-Ø14	275	227
DN20	105	85	75	4-Ø14	282	237
DN25	115	100	85	4-Ø14	290	245
DN32	140	140	100	4-Ø18	305	262
DN40	150	140	110	4-Ø18	315	270
DN50	165	150	125	4-Ø18	327	282
DN65	185	180	145	4-Ø18	345	302
DN80	200	200	160	8-Ø18	360	322
DN100	220	220	180	8-Ø18	378	335
DN125	250	250	210	8-Ø18	407	368
DN150	285	300	240	8-Ø22	437	398
DN200	340	350	295	12-Ø22	490	452

1

2 DN4 DN12

3

4 1.6MPa

DN4	G1/2	275 230	245	190
DN6	G1/2	275 230	245	190
DN10	G1/2	395 350	245	190
DN12	G1/2	395 350	245	190
DN15	G1	75	245	195

YHLW-Y-	A	B	-	C	D	E	F	-	G	H	I
---------	---	---	---	---	---	---	---	---	---	---	---

A		1	(DN4~DN50)
		2	DN4~DN200
		3	DN4~DN80
B		004	DN4
		006	DN6
		010	DN10
	
		200	DN200
C		1	24VDC
		2	4-20mA 24VDC
		3	24VDC
		4	4-20mA 24VDC
		5	3.6V
		6	24VDC
		7	4-20mA 24VDC
		8	3.6V 24VDC
		9	4-20mA 3.6V 24VDC
D		1	1
		2	0.5
		3	0.2
E		0	
		1	RS485
		2	HART
F		0	
		2	ExdIICT6Gb
G		0	
		1	
H		0	
		1	
I		0	
		1	

1)

2)

3)

10

5

4)

20 60


5)

6)

7)

8)

	4-20mA
---24VDC	---24VDC
---24VDC	---4-20mA



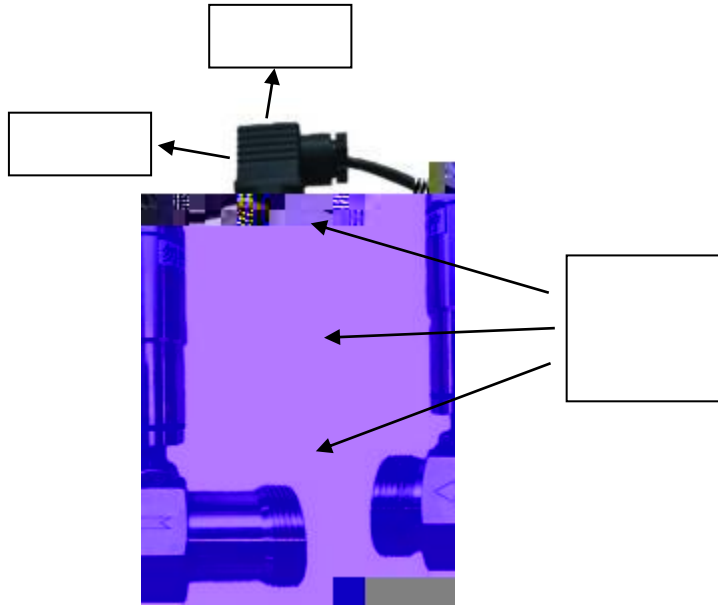
7

1)

2)

5

6



7

1		1. 2.	1. 2.
2		1. / / 2. 3. 4. 5.	1. 2. 3. 4. 5.
3		1. 2. K 3. 4. 5. 6. 7. 8.	1. 2. K 3. 4. 5. 6. " " " " 7. 8.

万讯愿景

万讯使命

经心

